

Learning from Textbook Reading at Second Level: Strategies for Success

National Behaviour Support Service

Predicting

Skimming

Close Reading

Scanning

Finding the Main Idea

Summarising

Making Connections

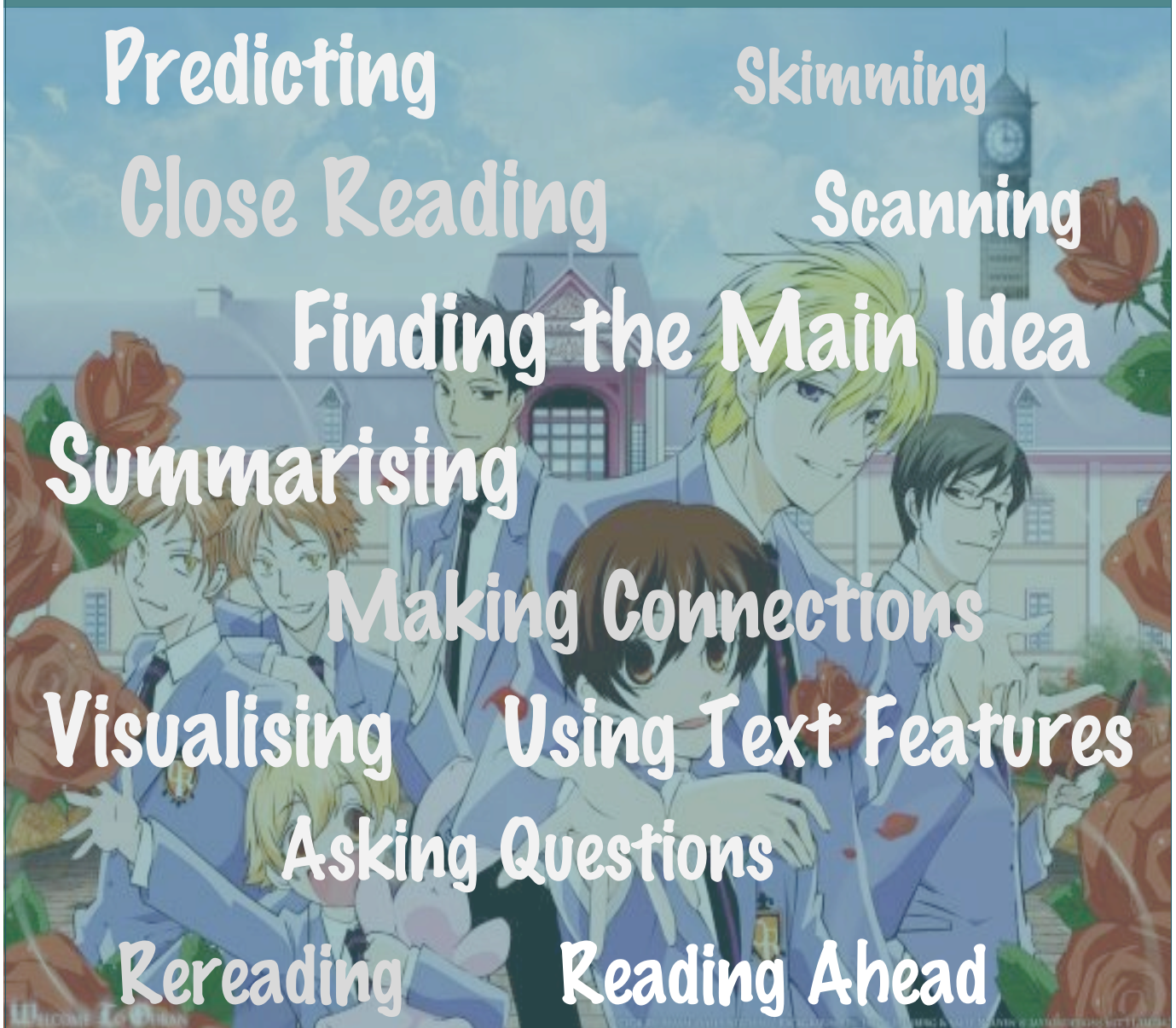
Visualising

Using Text Features

Asking Questions






Rereading

Reading Ahead



5-4-3-2-1

After reading a page or paragraph in your textbook complete the chart below to help you sum up what you have learned.

	<p>Keywords from the pages</p> <ol style="list-style-type: none"> 1. 2. 3. 4. 5.
	<p>Facts related to the main topic</p> <ol style="list-style-type: none"> 1. 2. 3. 4.
	<p>New words</p> <ol style="list-style-type: none"> 1. 2. 3.
	<p>Facts you already know</p> <ol style="list-style-type: none"> 1. 2.
	<p>Questions you still have</p> <ol style="list-style-type: none"> 1.

Get The Gist

Heading:

Textbook Page:

1. Read the paragraph.

2. Who or what is the paragraph mostly about?

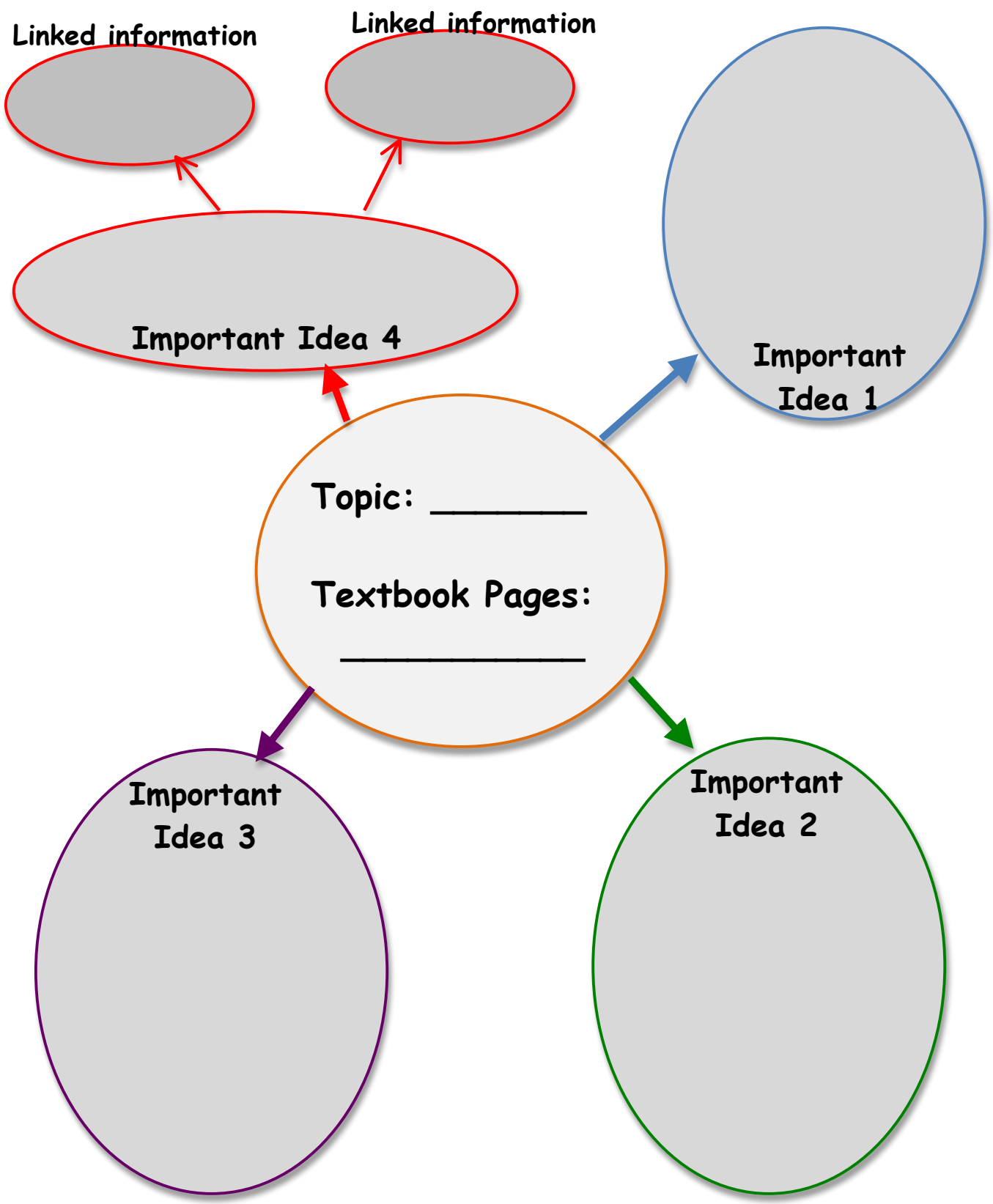
This paragraph is mainly about...

3. What important pieces of information are linked to the 'who' or 'what'?

-
-

4. Put together the answers above and tell the main idea in 10 words or less!

Important Ideas from My Reading



Reading Strategies	How to Explanation
Predicting	You make informed guesses about the text. You use what you already know and clues (like text features) from the text to make a judgment and predict what will happen next.
Skimming	You read quickly to get the main idea of a paragraph, page or chapter to get the gist of what the text is about.
Scanning	Your eyes dart around a text searching for a specific word/phrase/number/name, etc., for example when you look through the newspaper to find the time of your favourite TV programme or match result!
Close Reading	You pay close attention to the meaning of each word in a sentence, for example when you read a maths problem.
Questioning	You ask yourself questions as you read (in your head) to help you get the meaning and understand the ideas in the text.
Reading Backwards and Forwards	You read back in a text or read forward in order to make connections and check your understanding.
Making Connections	You connect what you read to your own life and to what you already know. You use your what you know to understand something new!
Visualising	You see a picture or movie in your mind to help gain a better impression or understanding of the text.
Inferring	This is when someone makes a point that isn't obvious and you have to read "between the lines" to find the meaning.

